

Personification

Aim: Choose and use words and phrases that capture the reader's interest and imagination.

Definition

Personification is a figure of speech in which an object, an idea or an animal is given human qualities.

If you can imagine an object doing actions or behaving like a person, that's personification.

Activity

1. Match the object to the human quality to complete the sentence.







Object	Human quality
The candle flame	
The chocolate cake in the fridge	
The party	
The wallflowers	
Along with the teacher, silence	
The wind	

2. What effect does the use of personification have on the reader?

3. Use a picture and choose a verb to create your own sentence using personification to describe the object. Use the best verb to create the image that you want to put in the reader's mind.

For example:

The summer sun hugged the meadow.

	sang		watched	
Hugged			screached	
	yelled			
	smiled			
				swallowed

4. Challenge

Choose your own objects and verbs and personify the object to create an image for the reader.

Personification

Aim: Choose and use words and phrases that capture the reader's interest and imagination.

Definition

Personification is a figure of speech in which an object, an idea or an animal is given human qualities.

If you can imagine an object doing actions or behaving like a person, that's personification.

Activity

1. Match the object to the human quality to complete the sentence.







Object	Human quality	Object and verb
The candle flame		
The chocolate cake in the fridge		
The party		
The wallflowers		
Along with the teacher, silence		
The wind		

2. Once you have matched the parts of the sentence, Fill in the object and verb column with the object and verb in each sentence.

3. What effect does the use of personification have on the reader?

4. Use a picture and choose a verb to create your own sentence using personification to describe the object. Use the best verb to create the image that you want to put in the reader's mind.

For example: The summer sun hugged the meadow.

	sang		watched	
Hugged			screached	
	yelled			
	smiled			swallowed

Challenge:

Can you use more than one verb to personify the objects in each sentence to create the image you want for the reader?

Use the same pictures or choose your own objects to describe.

For example: The tiny boat danced wildly in the waves as the sails pleaded for calm.

Personification

Aim: Use and evaluate how figurative language has an impact on the reader.

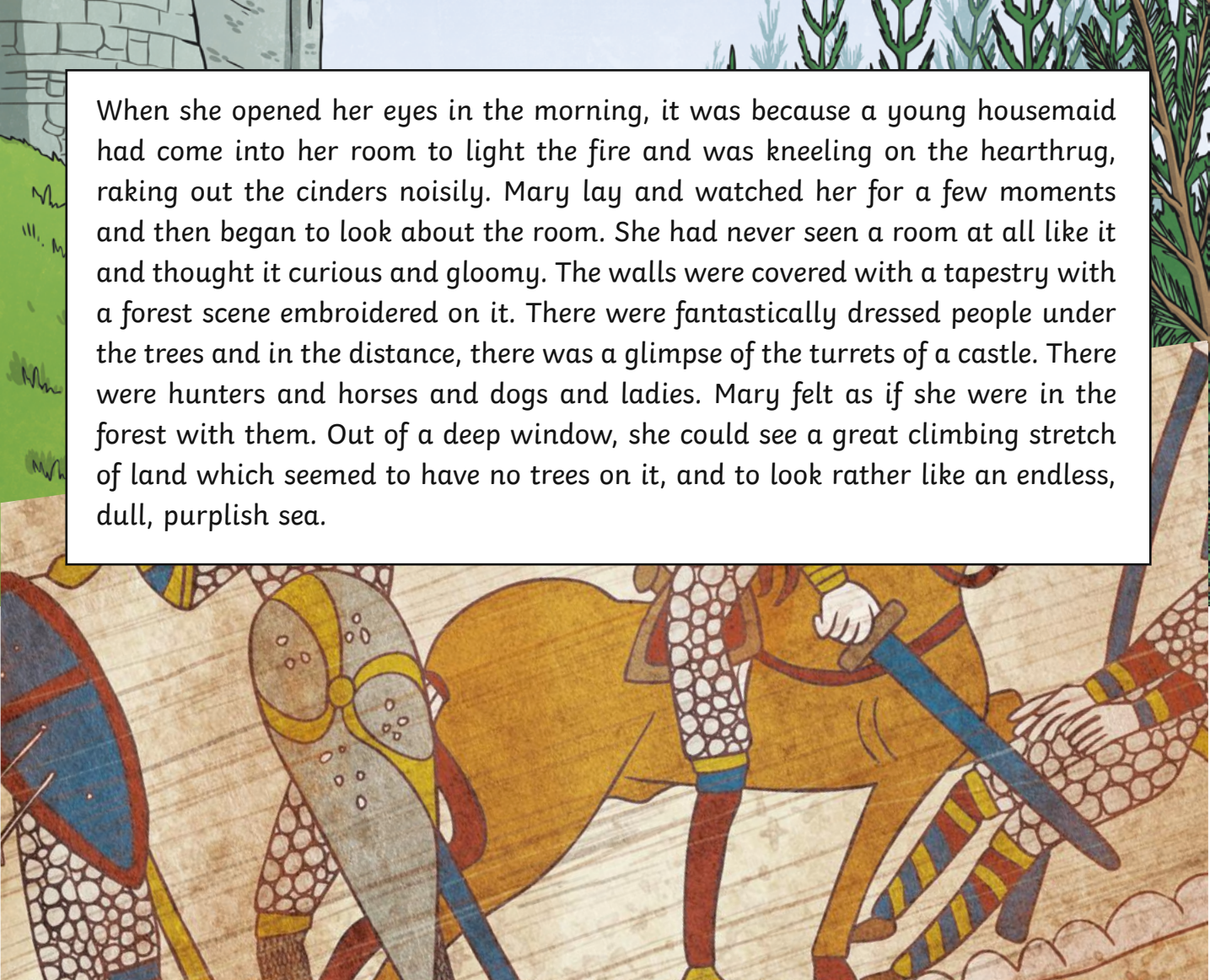
Definition

Personification is a figure of speech in which an object, an idea or an animal is given human qualities.

If you can imagine an object doing actions or behaving like a person, that's personification.

Activity

1. Read the passage below and improve it by adding personification to the objects. Choose and use personification carefully: Too much, and the writing is difficult to take seriously and inappropriate personification makes it hard to create the desired effect for the reader.



When she opened her eyes in the morning, it was because a young housemaid had come into her room to light the fire and was kneeling on the hearthrug, raking out the cinders noisily. Mary lay and watched her for a few moments and then began to look about the room. She had never seen a room at all like it and thought it curious and gloomy. The walls were covered with a tapestry with a forest scene embroidered on it. There were fantastically dressed people under the trees and in the distance, there was a glimpse of the turrets of a castle. There were hunters and horses and dogs and ladies. Mary felt as if she were in the forest with them. Out of a deep window, she could see a great climbing stretch of land which seemed to have no trees on it, and to look rather like an endless, dull, purplish sea.

2. Underline the words and phrases that you have added for effect.

For example;

When she opened her reluctant eyes in the impatient morning...

3. Share your work with a buddy. Talk about your work. Can you describe the effect your improvements have on the reader? Does it create the desired effect? Record your ideas.

Challenge: Write a short piece of narrative and include personification where appropriate to make the chosen impact on the reader. Pair-share your work and evaluate your successes.

**Has the writer successfully maintained the intended impact?
How? Record your evaluation.**